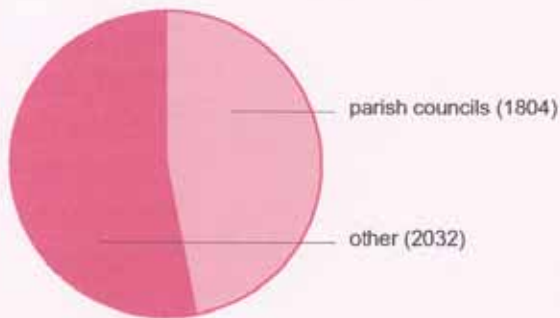


Parish and town council referral and investigation statistics


The following charts compare the parish experience with that of local government as a whole, for the period 1 April 2005 to 31 March 2006.

Key ■ parish councils ■ other

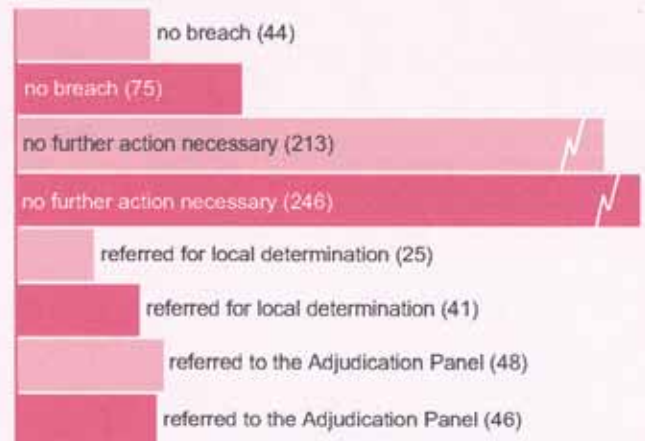
Number of allegations received (total: 3836)



Number of allegations referred for investigation (total: 857)



Ethical standards officers' final findings



Standards committee determinations in cases that have been heard

