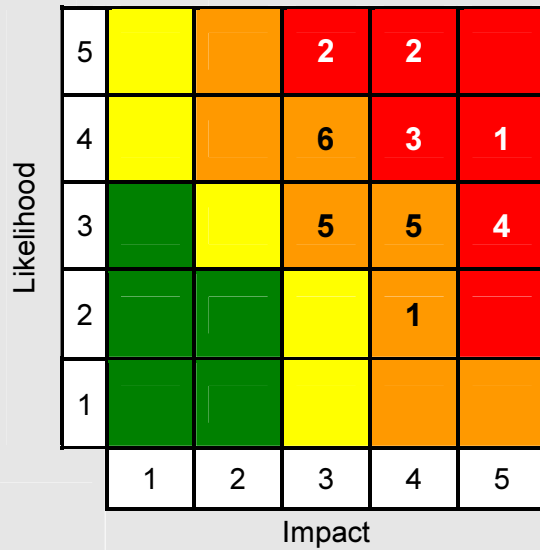


Corporate Risks

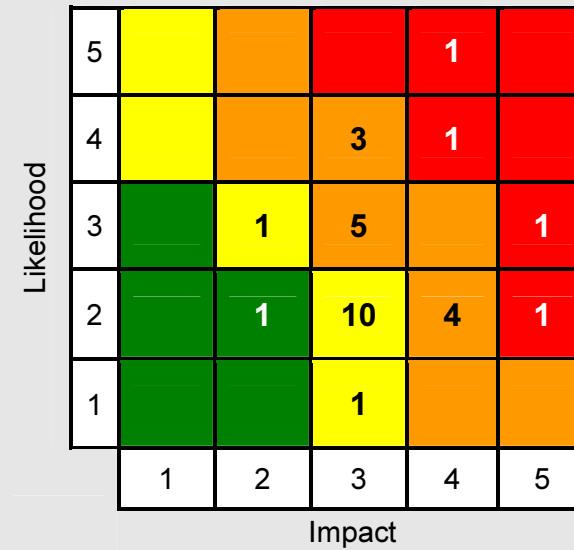
**Inherent Risks
before controls
February 2010**



Residual risk scores rely on the identified controls working effectively.

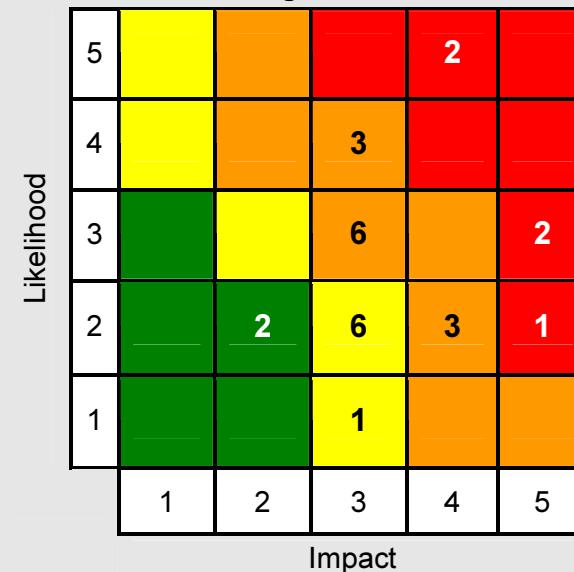
CGP and COMT rely on internal audit and managers' 'assurance' statements to judge whether this is the case.

**Residual Risks
after controls
February 2010**



total
29

August 2009



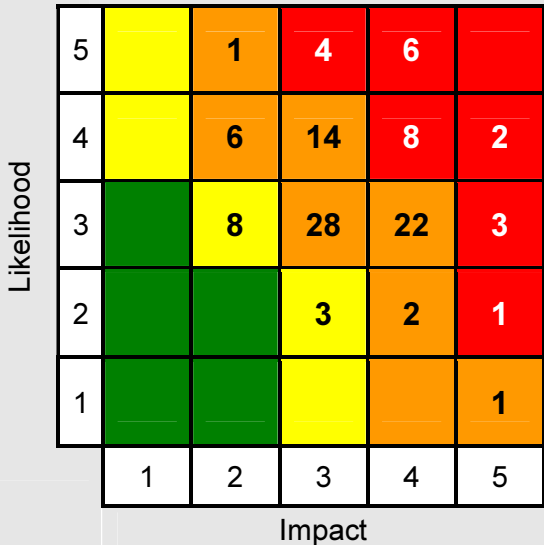
total
26

+ 3

	'Very High' Residual Risks	Aug 2009	Feb 2010	Accepted by Cabinet
47	Investment decisions not appropriate	Red	Red	
104	Delays to A14	Red	Orange	Dec 2007
130	Failure to achieve financial savings	Red	Red	
148	Increased homelessness	Red	Red	
154	Delivery of environmental agenda	Red	Red	

Operational Risks

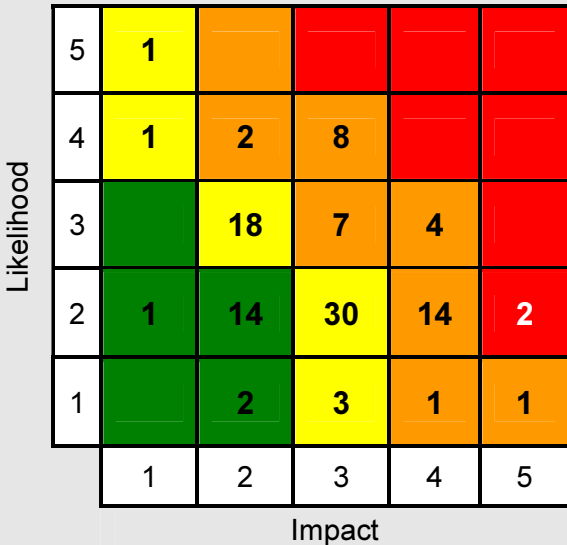
Inherent Risks before controls
February 2010



Residual risk scores rely on the identified controls working effectively.

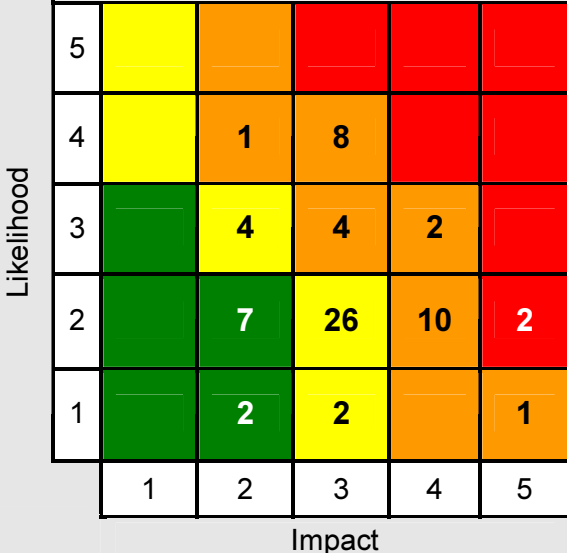
CGP and COMT rely on internal audit and managers' 'assurance' statements to judge whether this is the case.

Residual Risks after controls
February 2010



total
109

August 2009



total
69

+ 40

	'Very High' Residual Risks	Aug 2009	Feb 2010	Accepted by Cabinet
15	ICT security is breached			May 2007
58	Information or data is lost			May 2007

Risks analysed by “Growing Success” categories

	Corporate Risks	Operational Risks	Total	%age
A clean, 'green' and attractive place	8	6	14	10%
A strong local economy	1	0	1	1%
Developing communities sustainably	4	3	7	5%
Healthy Living	1	8	9	7%
Housing that meets individuals' needs	3	6	9	7%
Safe, vibrant & inclusive communities	2	3	5	4%
To improve our systems and practices	4	52	56	40%
To learn & develop	1	12	13	9%
To maintain sound finances	5	19	24	17%
	138	100%		